

# ICPT 2025-INTERNATIONAL CONFERENCE ON PLANARIZATION/CMP TECHNOLOGY

Hong Kong, China · October 29 - November 1, 2025




[www.icpt2025.org](http://www.icpt2025.org)

## GUIDANCE FOR

**REGISTRATION**



**SUBMISSION**



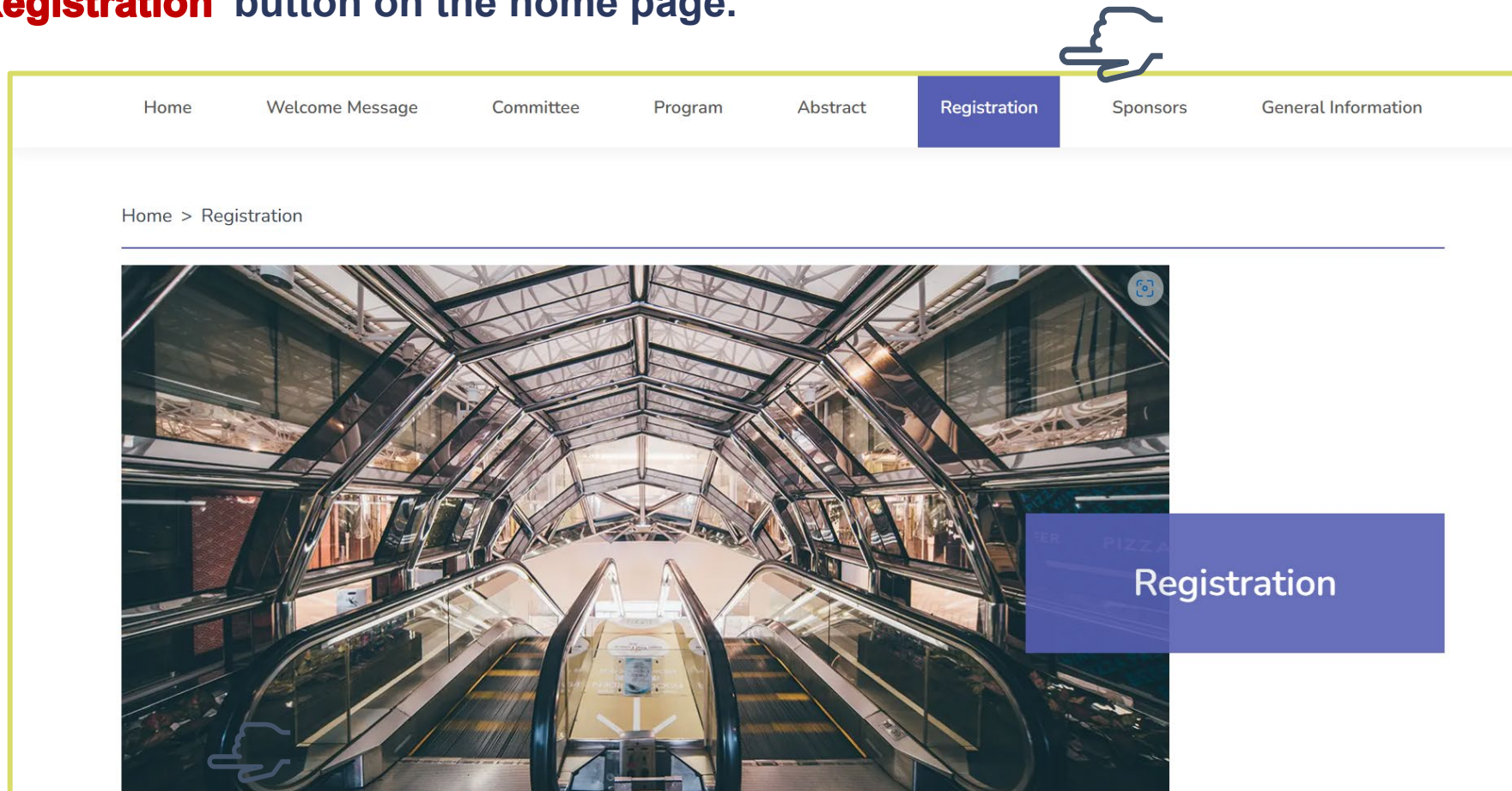
**TUTORIAL**



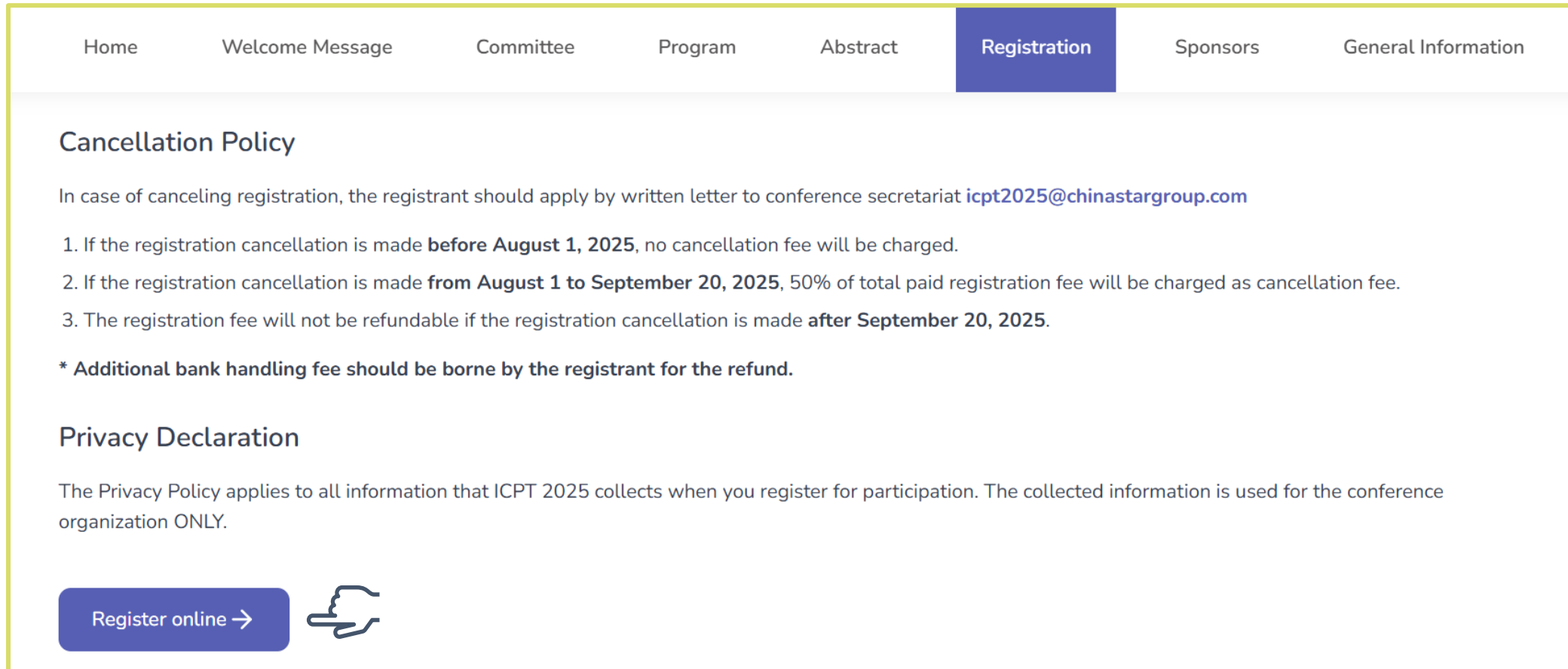
## REGISTRATION GUIDANCE

- 1. Create an account** **P3 (Steps 1-3)**
- 2. Register for the conference** **P7 (Steps 4)**
- 3. Payment** **P8 (Steps 5-9)**
- 4. Receipt/Invoice & Fapiao** **P13**

- Visit conference official website [www.icpt2025.org](http://www.icpt2025.org)
- Click '**Registration**' button on the home page.

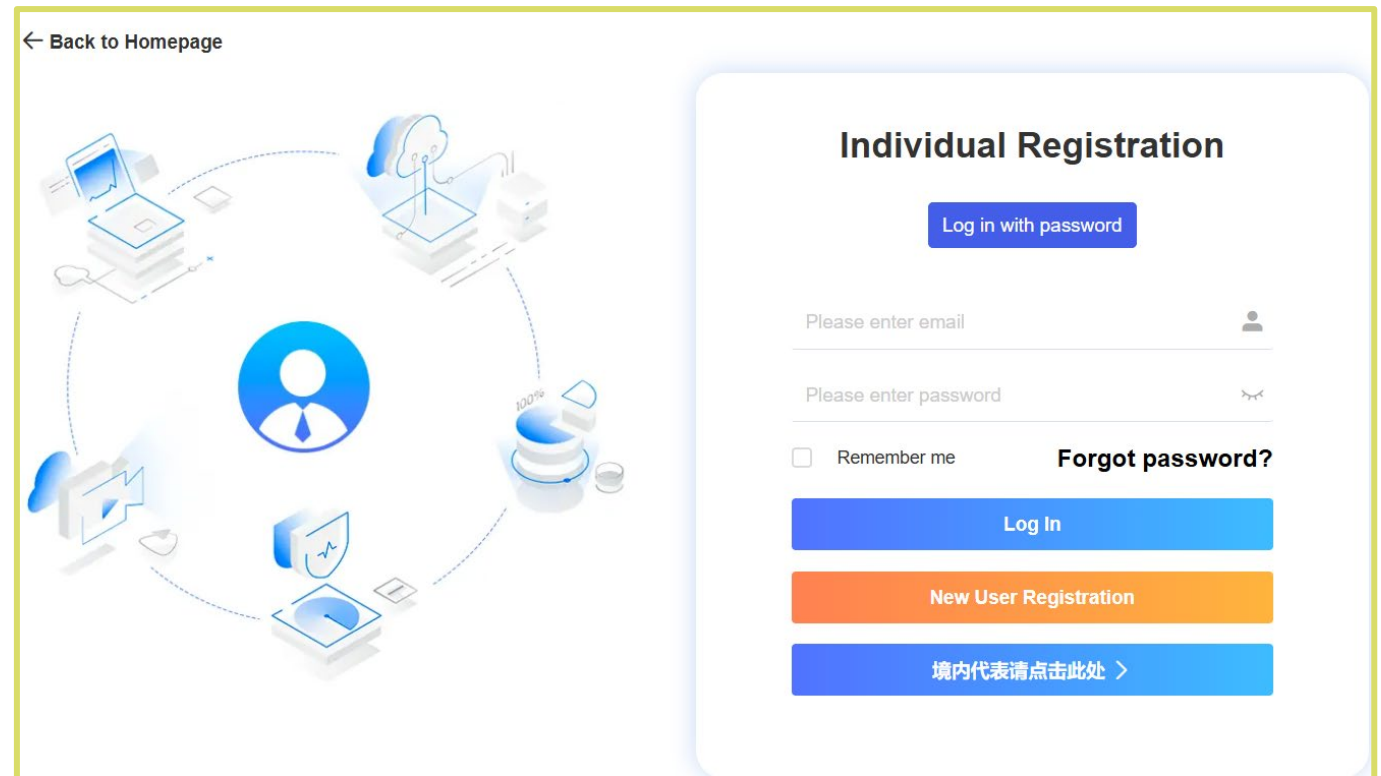


- Click  button on the REGISTRATION webpage to enter the registration system.



The screenshot shows the top navigation bar of the ICPT 2025 website with the following links: Home, Welcome Message, Committee, Program, Abstract, Registration (highlighted in blue), Sponsors, and General Information. Below the navigation bar, the page content includes a section titled "Cancellation Policy" with the following text: "In case of canceling registration, the registrant should apply by written letter to conference secretariat [icpt2025@chinastargroup.com](mailto:icpt2025@chinastargroup.com)". A numbered list follows: "1. If the registration cancellation is made **before August 1, 2025**, no cancellation fee will be charged." "2. If the registration cancellation is made **from August 1 to September 20, 2025**, 50% of total paid registration fee will be charged as cancellation fee." "3. The registration fee will not be refundable if the registration cancellation is made **after September 20, 2025**." Below the list, a note states: "\* Additional bank handling fee should be borne by the registrant for the refund." The next section is titled "Privacy Declaration" and states: "The Privacy Policy applies to all information that ICPT 2025 collects when you register for participation. The collected information is used for the conference organization ONLY." At the bottom left of the screenshot, there is a blue button labeled "Register online →" and a hand cursor icon pointing towards it.


- For International Delegates, click **'New User Registration'** to create your ICPT 2025 account.
- For Domestic Delegates from Chinese Mainland, click **'境内代表请点击此处'** to create your new account.
- If you have already had one, please click **'Log in'** to log in to your account. **[TURN TO STEP 4]**




← Back to Homepage

### Individual Registration

Log in with password

Please enter email 

Please enter password 

Remember me **Forgot password?**

Log In

New User Registration

境内代表请点击此处 >

- Fill in your information. Kindly note that all fields marked with an asterisk (\*) are required.

[Back to Login Page](#)

**Individual registration \* Mandatory Fields**

\* E-mail

\* Set password  
  
1) The password must be at least 8 characters long. 2) The password should contain two of the four character types: Uppercase letters, Lowercase letters, Numbers, Symbols.

\* Confirm password

\* First Name

\* Last Name

\* Title  
 Prof.  Dr.  Mr.  Mrs.  Ms.  Other

Gender  
 Male  Female

\* Affiliation

\* Affiliation

\* Address

\* City

\* Postal Code

\* Country/Region

Telephone

\* Enter Code

Click the blue “ Submit “ button at this page’s bottom to the next step.

- When you have done your basic information registration, you will enter your **'Personal Center'**.
- Selecting your registration type first by clicking the corresponding card.

The screenshot shows a web interface for selecting a registration type. The top navigation bar includes 'MY DASHBOARD', the conference name '2025 International Conference on Planarization/CMP Technology', and a 'Back to Homepage' button. A left sidebar contains menu items: Home Page, Abstract Submission, Registration (highlighted), Tutorial, Personal Information, and Change Password. The main content area is titled 'Select a Registration Type' and features a numbered list of options. Option 1, 'Registration', is expanded to show three cards: 'Full Ticket' (HKD 6000.00) with a blue checkmark, 'Committee Members (EC, PC)' (HKD 4000.00), and 'Students' (HKD 2000.00). Option 2, 'Reminder', is partially visible. At the bottom of the page, there is a blue 'SUBMIT' button.

Click the blue button of **“Submit”** at the bottom of this page to the next step.

- Confirm your registration type and the registration fee.
- Click **‘Submit’** at the bottom of this page to the next step.
- Extra step for delegates from Mainland China:
  - Fill in your Fapiao Information after clicking **‘Submit’**, you will be asked to provide relevant information in the added column. Please go to **FAPIAO 中宾发票** for further instructions.

The screenshot displays a user's dashboard for the 2025 International Conference on Planarization/CMP Technology. The user is identified as Qu Chen. The main content area is titled 'Registration Fee Type' and shows the following details:

- Registration Fee Type: Full Ticket HKD 6000.00\*1
- Payment amount: HKD 6,000.00 UNPAID

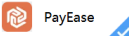
At the bottom of the registration section, there are two buttons: 'SUBMIT' and 'Reselect registration type'. The left sidebar contains navigation options: Home Page, Abstract Submission, Registration, Tutorial, Personal Information, and Change Password.





- **Select your payment method.**
- **Online Payment – Recommended**
  - **International Delegates: PayEase (Visa, MasterCard)**
  - **Domestic Delegates: PayEase (ChinaUMS, Wechat, Alipay)**
- **Select ‘PayEase’**
- **Click on ‘Confirm’ and follow the instructions on the next page.**

Payment Option

Online Payment

 PayEase

Visa and MasterCard are accepted, it will be billed in US\$ and exchanged to your local currency during your online payment authorization. Consequently, the amount charged to your account may vary due to the fluctuation in exchange rate.

---

Commercial Transaction Rate: 0.00%


Commercial Transaction Fee: HKD 0.00

Payment Amount: **HKD 6,000.00**

[Confirm](#)

## - Online Payment

- Please fill in your ‘Card Information’ and ‘Billing Information’ on this page to proceed the payment.
- Kindly note that **ONLY VISA/MASTER** card can be used for international online payment.

Payment Method  English ▼


---

**Card Information**

Please provide us with your card details, so that we can process your order

Card Number

Expiration Date Month ▼ Expiration Date Year ▼

CVV2/CVC2/CAV2/CID  

First name

Last name

**Billing Information**

The billing address should be the same as your credit card statement address, so that we can confirm the information you hand in

Street

City

Country ▼


Province/State


Postal Code  Phone

Email  ▲

**Attention:**

Please notice that the billing amount might be slightly different from the amount shown on your bank statement because of exchange rate fluctuation.

 For Visa card payment, Verified By VISA password is required.

 For MasterCard Payment ,MasterCard SecureCode is required.

- After completing the above steps, you can return to the Home Page of your Personal Center to check the payment status.
- If you complete ‘**Online Payment**’, the payment status will be updated automatically in 3 minutes.
- Once your payment is received successfully, your payment status will be confirmed as ‘**Paid**’, then you have completed your registration.

The screenshot displays the 'Registration' section of a user's Personal Center. A circular callout highlights the 'Registration' card, which shows a pencil icon, the word 'Registration', and the status 'Paid' in green. Below this, a table titled 'Registration and payment' lists registration details. A second circular callout highlights the 'Payment Status' column of the table, which shows 'Paid'.

Registration Number	Registration Type	Quantity	Registration Fee	Payment Status
5	Full Ticket-HKD -6000.00	1	HKD -6,000.00	Paid

➤ **Offline Payment Option**

**Bank Transfer** – If you need to make the payment via bank transfer, please request the bank payment details via email to [icpt2025@chinastargroup.com](mailto:icpt2025@chinastargroup.com).

- Your RECEIPT can be viewed in 'My Orders' of your 'Personal Center'.
- Find your registration payment order and then click on 'Receipt Download', then you can get your receipt in PDF format.
- If you need an INVOICE, or you have any special request for receipt, please contact us via [icpt2025@chinastargroup.com](mailto:icpt2025@chinastargroup.com).

The screenshot displays the 'My Orders' section of a user interface. On the left is a navigation menu with options: Home Page, Abstract Submission, Submission Management, Registration, Tutorial, My Orders (highlighted), Personal Information, and Change Password. The main content area shows an order for 'Registration Full Ticket' with a total amount of HKD6000.00. A 'Receipt Download' button is highlighted with a red box and a hand cursor. A red oval contains the text 'For International Delegates'.

Item	Quantity	Price
Registration Full Ticket	6000.00*1	HKD6000.00
<b>Total</b>		<b>HKD6000.00</b>

Order NO.: 19385897      Creation time: 2025/02/05 21:45:59

Service Fee: HKD0.00      Total amount: **HKD6000.00**

## Information for Chinese delegates only

中国境内代表（国籍选择China的代表）在【STEP 5】页面有额外的发票信息登记栏。请您根据实际情况，填写发票信息。

- 本次大会提供增值税普通电子发票，**发票将在会议结束后2周内统一开具**，通过邮件发至您所填的收票人邮箱。
- 如您注册缴费后因单位财务流程需要会前开具发票，请发邮件至 [icpt2025@chinastargroup.com](mailto:icpt2025@chinastargroup.com) 联系会务组。
- 如您通过汇款注册支付了多人注册费，有合并开票或分开开票的需求，请您将需求发送至：  
[icpt2025@chinastargroup.com](mailto:icpt2025@chinastargroup.com)，工作人员在收到您的信息后，会尽快与您联系。
- 如您在支付阶段忘记填写发票信息，或提供的发票信息有误，请您将发票信息以邮件形式发送至上一条中的邮箱，工作人员在收到您的发票信息后，会尽快与您联系，并补全/订正发票信息。

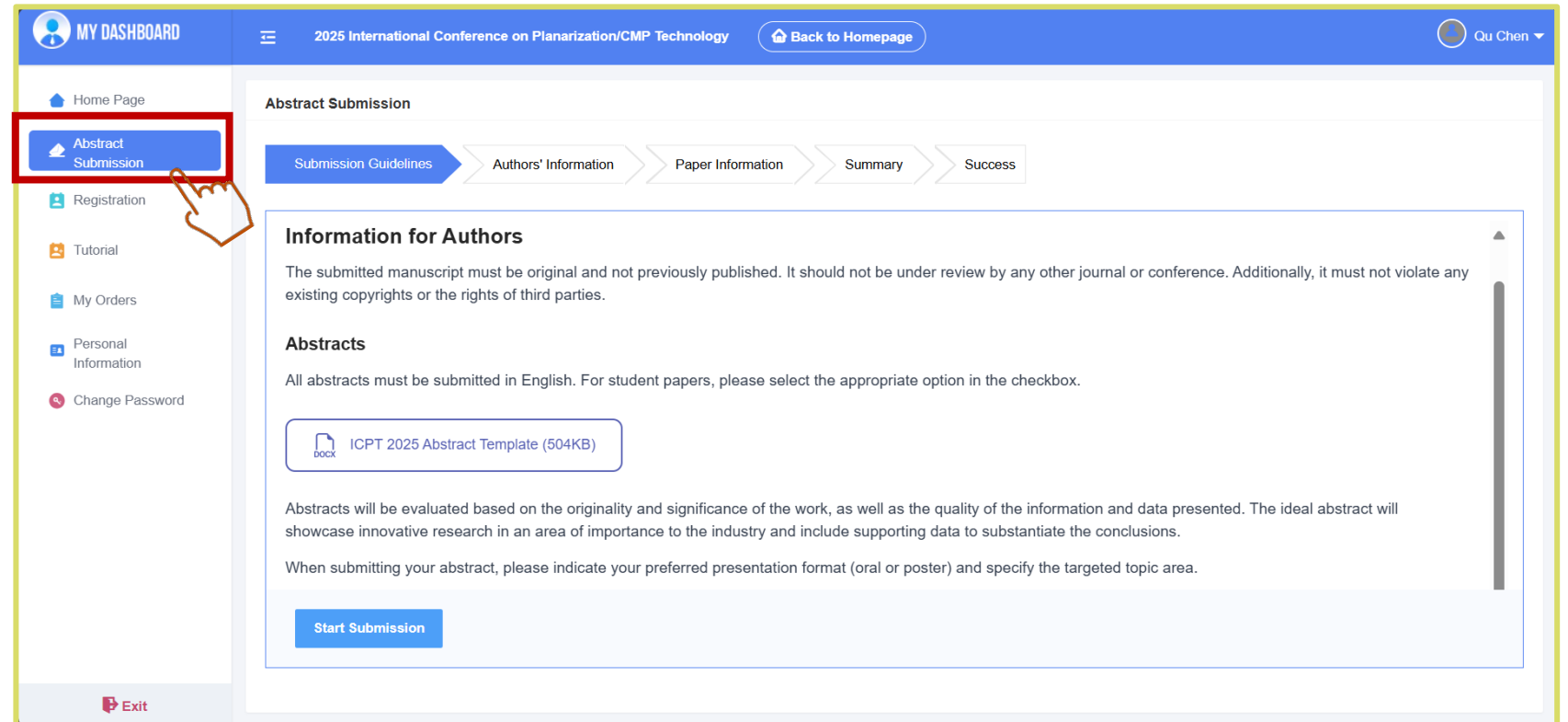
The screenshot shows the '个人中心' (Personal Center) page for the 2025 International Planarization Technology Conference. The page is divided into a left sidebar and a main content area. The sidebar contains navigation links: 首页 (Home), 摘要提交 (Abstract Submission), 参会注册 (Registration), 辅导课 (Tutorial), 个人信息 (Personal Information), and 账号密码 (Account Password). The main content area is titled '费用类型' (Fee Type) and shows the following information: '费用类型: Full Ticket CNY 5600.00\*1' and '费用金额: CNY 5,600.00 未付款'. Below this, there is a section for '发票信息' (Invoice Information) with a toggle switch set to '需要' (Required). The '填写发票信息' (Fill in invoice information) section includes a dropdown menu for '\*发票类型' (Invoice Type) set to '增值税普通电子发票' (VAT General Electronic Invoice) and a text input field for '\*收票人邮箱' (Invoice Recipient Email) containing '179694130@qq.com'. There is also a section for '选择发票抬头' (Select Invoice Header) with a button labeled '+ 添加发票抬头' (Add Invoice Header). At the bottom right, there is a blue button labeled '确认提交' (Confirm Submission) and a red button labeled '安全退出' (Secure Logout).



# ABSTRACT SUBMISSION GUIDANCE

- Before your submission, if you do not have an account, you need to follow registration Steps 1-3 to create a new account first.

- Click **‘Abstract Submission’** to start your submission.
- After reading the Submission Guidelines, click the blue button of **‘Start Submission’** at the bottom of this page to the next step.





- Fill in the authors' information as requested step by step.
- If you are the first author of the abstract, you could select "I'm the first author" to fill in the first author's information automatically.
- Click **'Next'** and then you can add information about other authors of your abstract.
- After filling in all the authors' information, click **'Next'** to the next step.

**Abstract Submission**

Submission Guidelines **Authors' Information** Paper Information Summary Success

I'm the first author. (Please check here, if you are the first author. Otherwise, please fill in the first author's information.)

First Name\* Qu

Last Name\* Chen

Country/Region\* Canada

Affiliation\* TEST TEST

E-mail\* chenqu@chinastargroup.com

Back | Please read the Instructions to Authors Next | Add Co-Authors

**Abstract Submission**

Submission Guidelines **Authors' Information** Paper Information Summary Success

▼ Institution Add Institution

1. TEST TEST

▼ All Authors Add Author

**No. 1 Author**

First Name: Qu Last Name: Chen  Corresponding author  Presenting author

Affiliation: TEST TEST

Back | First Author Information Next | Abstract Information

- Fill in your abstract information.
- Kindly note that all fields marked with an asterisk (\*) are required.
- Click **'Next'** to make the final check of your abstract.

**Abstract Submission**

Submission Guidelines Authors' Information **Paper Information** Summary Success

Title\* test test

Topic Area\* 1. FEOL CMP

Preference\*  Oral  Poster

Student Paper\*  Yes  No

Upload Abstract\* [Select & Upload](#) [Download the template](#) [Delete](#)

Upload is now completed! << [Click to download](#) >>  
Upload Successfully

Upload file type: doc, docx

[Back | Authors' Information](#) [Next | Summary](#)

- Check the information about your abstract. If you want to modify it, you could click **'Back'** to return to the previous step.
- Click **'Next'** to save your abstract in the submission system.

You have completed your abstract submission.  
Thank you for your contribution to ICPT 2025!

**Abstract Submission**

Submission Guidelines Authors' Information Paper Information **Summary** Success

Preference: Oral  
Topic Area: 1. FEOL CMP

**Test Test Test**


Qu Chen<sup>\*</sup>  
TEST TEST

Upload Abstract: [Click here to view](#)

[Back | Abstract Information](#) [Next | Submit Abstract](#)

**Abstract Submission**

Submission Guidelines Authors' Information Paper Information Summary **Success**



**Your submission is successful.**

If you wish to make another submission, [Please click here to submit](#).  
Thank you.

- Click **'Submission Management'** in your 'Personal Center' to Modify, Delete, and View your submitted abstract(s)

The screenshot shows a user dashboard with a blue header and a left sidebar. The header includes 'MY DASHBOARD', the conference name '2025 International Conference on Planarization/CMP Technology', and a 'Back to Homepage' button. The user's name 'Qu Chen' is in the top right. The sidebar contains navigation links: Home Page, Abstract Submission, Submission Management (highlighted with a red box and a hand cursor), Registration, Tutorial, My Orders, Personal Information, and Change Password. The main content area is titled 'Submission Management' and features a 'New submission' button. Below it is a table with columns: Abstract ID, Classification of papers, Abstract title, The first author, Status, and Operation. A single row is visible with the following data: Abstract ID 6, Classification of papers '1. FEOL CMP', Abstract title 'test test test', The first author 'Qu Chen', and Status 'Abstract submitted'. The Operation column contains links for 'Revise', 'Delete', and 'View'. At the bottom of the table is a pagination control showing 'Turn to Page 1 page Go Total 1 10/page'.

Abstract ID	Classification of papers	Abstract title	The first author	Status	Operation
6	1. FEOL CMP	test test test	Qu Chen	Abstract submitted	<a href="#">Revise</a> <a href="#">Delete</a> <a href="#">View</a>



# TUTORIAL

- Click **'Tutorial'** in your 'Personal Center' to register for the tutorial you would like to join and make the payment accordingly (The same procedure applied to the conference registration payment).

The screenshot displays the 'MY DASHBOARD' interface for the 2025 International Conference on Planarization/CMP Technology. The user is identified as 'Qu Chen'. The dashboard includes a navigation menu on the left with options: Home Page, Abstract Submission, Submission Management, Registration, **Tutorial** (highlighted with a red box and a hand cursor), My Orders, Personal Information, and Change Password. The main content area shows a 'Tutorial' section with a '1' notification badge. It contains two pricing boxes: 'General' at HKD 1500.00 and 'Students' at HKD 750.00. A blue 'SUBMIT' button is located at the bottom right of the pricing area.

www.icpt2025.org



**ICPT** International  
Conference on  
Planarization/CMP Technology

## ICPT 2025-INTERNATIONAL CONFERENCE ON PLANARIZATION/CMP TECHNOLOGY

Hong Kong, China · October 29 - November 1, 2025  
Hosted by Chinese Tribology Institute, CMES



**We are very much looking forward to hosting you in Hong Kong!**

**Should you have any questions, please feel free to let us know.**

**Contact: Ms. Qu CHEN**

**E-mail: [icpt2025@chinastargroup.com](mailto:icpt2025@chinastargroup.com)**

**THANKS**